

## **AGENDA ITEM 13.3**

### **CONTEST SCORING SYSTEM REPORT**

**Michel Dupont**



#### **Contents of the 2005 Version**




The 2005 version included the following modifications:

























- Update of the contest profile for glider aerobatics to match the changes decided during the 2004 CIVA meeting
- The parameter setting of anonymity (suppression of the impression of the pilot's name on the sheets of notes) in the section 'preferences'
- A better presentation of the errors contained in the scores sheets ("Reader" module)
- Improvement of the automatic transmission procedure of the scores with WiFi between the judges and the scoring office
- Internal technical changes supporting the maintenance of the software
- Automatic transmission of the notes and the results to a central server allowing worldwide net surfers to follow the course of a competition.

The principal innovation consisted in transmitting in real time the results and the notes to a central server connected to the Internet. The development took place during the WAC in Burgos.













#### **Web Site**

The frequentation of the Web site was good. Here some results:

<b>June</b>					
	<b>Countries</b>		<b>Pages</b>	<b>Hits</b>	<b>Bandwidth</b>
	United States	us	9874	12272	157.21 MB
	European Union	eu	1856	2272	16.53 MB
	France	fr	1475	1687	17.35 MB

	Spain	es	1406	1676	23.82 MB
	Great Britain	gb	1041	1381	7.60 MB
	Italy	it	772	949	8.13 MB
	Germany	de	349	382	4.27 MB
	Unknown	ip	226	268	1.92 MB
	Australia	au	195	247	1.55 MB
	Switzerland	ch	186	203	1.34 MB
	Russian Federation	ru	164	199	1.06 MB
	Netherlands	nl	53	66	571.79 KB
	Norway	no	43	55	339.15 KB
	Belgium	be	32	42	386.88 KB
	Sweden	se	27	31	312.11 KB
	New Zealand	nz	25	35	128.71 KB
	Austria	at	23	25	461.79 KB
	Hungary	hu	17	19	145.15 KB
	Czech Republic	cz	17	21	197.57 KB
	Canada	ca	13	21	95.10 KB
	Finland	fi	11	15	101.68 KB
	Chile	cl	5	6	51.75 KB
	Japan	jp	5	7	33.29 KB
	Singapore	sg	5	7	44.88 KB
	South Africa	za	5	7	50.59 KB
	Philippines	ph	3	4	44.26 KB
	Peru	pe	3	4	52.47 KB
	Brazil	br	2	3	43.43 KB






































**July**

	<b>Countries</b>		<b>Pages</b>	<b>Hits</b>	<b>Bandwidth</b>
	United States	us	21415	26989	308.28 MB
	European Union	eu	9011	10425	145.51 MB
	France	fr	3802	6071	59.13 MB
	Germany	de	1958	2328	27.46 MB
	Russian Federation	ru	1825	2174	22.87 MB
	Italy	it	1167	1523	13.62 MB
	Czech Republic	cz	928	1066	14.03 MB
	Spain	es	867	1031	8.81 MB
	Switzerland	ch	731	925	8.45 MB
	Hungary	hu	720	737	10.10 MB
	Great Britain	gb	574	758	6.67 MB
	Poland	pl	545	565	7.77 MB

	Austria	at	443	459	9.70 MB
	Finland	fi	255	334	3.13 MB
	Israel	il	228	292	2.68 MB
	Sweden	se	195	232	3.09 MB
	Unknown	ip	174	222	2.35 MB
	Australia	au	142	197	18.79 MB
	Belgium	be	116	136	1.80 MB
	Canada	ca	116	136	1.64 MB
	Norway	no	105	154	846.09 KB
	Netherlands	nl	97	127	1.16 MB
	Lithuania	lt	39	48	731.65 KB
	Luxembourg	lu	28	34	453.64 KB
	Slovenia	si	26	35	388.42 KB
	Brazil	br	24	30	440.08 KB
	Japan	jp	23	29	234.51 KB
	Ukraine	ua	18	27	248.00 KB
	New Zealand	nz	16	21	292.58 KB
	Estonia	ee	13	16	135.23 KB
	Hong Kong	hk	12	19	174.42 KB
	Greece	gr	12	13	149.75 KB
	Latvia	lv	9	12	91.35 KB
	Slovak Republic	sk	9	9	137.59 KB
	Ethiopia	et	7	7	215.89 KB
	Moldova	md	7	9	158.20 KB
	Georgia	ge	6	6	170.81 KB
	Egypt	eg	4	4	57.51 KB
	Romania	ro	4	4	128.59 KB
	United Arab Emirates	ae	4	5	81.53 KB
	India	in	3	3	41.84 KB
	Monaco	mc	2	2	77.45 KB
	China	cn	2	4	18.09 KB
	Cyprus	cy	2	2	75.79 KB
	Singapore	sg	1	1	42.05 KB


August					
	Countries		Pages	Hits	Bandwidth
	United States	us	12467	16670	87.92 MB
	France	fr	4710	6745	35.16 MB
	European Union	eu	3352	4379	49.77 MB
	Germany	de	633	788	7.81 MB
	Russian Federation	ru	434	507	6.10 MB
	Switzerland	ch	332	439	49.16 MB

	Hungary	hu	145	163	1.94 MB
	Czech Republic	cz	117	124	1.89 MB
	Austria	at	115	123	16.12 MB
	Poland	pl	88	88	1.72 MB
	Unknown	ip	72	75	246.65 KB
	Great Britain	gb	63	84	927.82 KB
	Netherlands	nl	62	77	846.73 KB
	Spain	es	33	46	417.57 KB
	Canada	ca	27	35	310.83 KB
	Finland	fi	25	36	409.89 KB
	Denmark	dk	24	27	472.57 KB
	Lithuania	lt	22	30	195.29 KB
	Brazil	br	18	22	218.85 KB
	Italy	it	18	21	371.83 KB
	Iceland	is	12	18	133.55 KB
	Luxembourg	lu	12	14	85.14 KB
	Thailand	th	11	14	194.39 KB
	Japan	jp	11	15	121.99 KB
	Hong Kong	hk	9	18	91.36 KB
	South Africa	za	9	12	174.90 KB
	Israel	il	8	14	71.44 KB
	China	cn	8	12	162.05 KB
	Norway	no	7	10	108.51 KB
	Sweden	se	7	10	113.89 KB
	Belgium	be	6	6	168.45 KB
	Ukraine	ua	5	8	60.56 KB
	Latvia	lv	4	4	40.24 KB
	Slovak Republic	sk	4	4	160.96 KB
	Australia	au	3	4	22.53 KB
	Portugal	pt	1	1	40.24 KB
	Turkey	tr	1	1	40.24 KB
	Slovenia	si	1	1	40.24 KB
	Cyprus	cy	1	1	40.24 KB
	Croatia	hr	1	1	63.09 KB
	Qatar	qa	1	1	40.24 KB
	Moldova	md	1	1	0
	Estonia	ee	1	1	40.24 KB

## **WAC 2005 - Burgos (Spain)**

The preparation was meticulous, many mails and telephone calls were exchanged with the Contest Director. A consultant company in data processing also worked on the configuration set up.

On the spot, the material was delivered, but did not correspond to what had been considered by the consultant company. The installation was difficult. The WiFi network functioned very badly. A cable connecting the scoring office to the competition offices was frequently cut by trucks. No PCs were available for the competitors.



After 3 working days, a minimum system functioned and was connected to one of the local networks of the airfield and a PC was at the disposal of the competitors.

The WiFi connections between the computer room and the two judge lines were operational.

During the competition, operation was disturbed by very many cuts of the internet, isolating the system and not allowing anymore the transmission of the scores and the results to the central server. After inquiries to the Spanish telecoms technician, the problem came from the DSL connection used; the distance between the airfield and the telephone exchange was too significant.

The information processing system was also often paralysed by a faulty operation of the local server which distributed the





addresses to the PC. This server, a part of the airfield LAN, was definitively broken down blocking calculation and the diffusion from the results during one day. The technician decided to affect the network addresses manually.

From the 3rd day of competition, the WiFi connection between the morning site of the judges' line and the scoring office functioned very badly. Taking into account the distance, this site was equipped with a directing antenna which had to be installed every day. This antenna was fixed on one of the mounts of the tent. The fixing not being very rigid, the direction of the antenna varied with the wind. The scores, finally, were transmitted by memory stick every 5 pilots.

### **AEAC 2005 – Hradec Kralove (Czech Republic)**

At the time of my arrival on the spot, the whole computer system functioned correctly. Only the PC of the judges was missing because of a misunderstanding in the interpretation of the technical requirement. That was quickly repaired.

The WiFi communications between the two sites of the judges and the scoring office did not function because of obstacles.



The scores were transmitted by memory stick. The first days, the transmission was not very regular. Then, they were transmitted every 4 pilots.

The competitor zone and the briefing room were correctly covered by WiFi. A series of 5 PC was available to the competitor for internet access..

#### **Michel DUPONT**

17 Rue René Bazin

F 34490 – THEZAN LES BEZIERS

France

Phone: +33 4 6739 2305

E Mail: [Michelg.Dupont@laposte.net](mailto:Michelg.Dupont@laposte.net)

Server Address (with Championships Results): <http://civa.mwebservices.net/WebServer/>